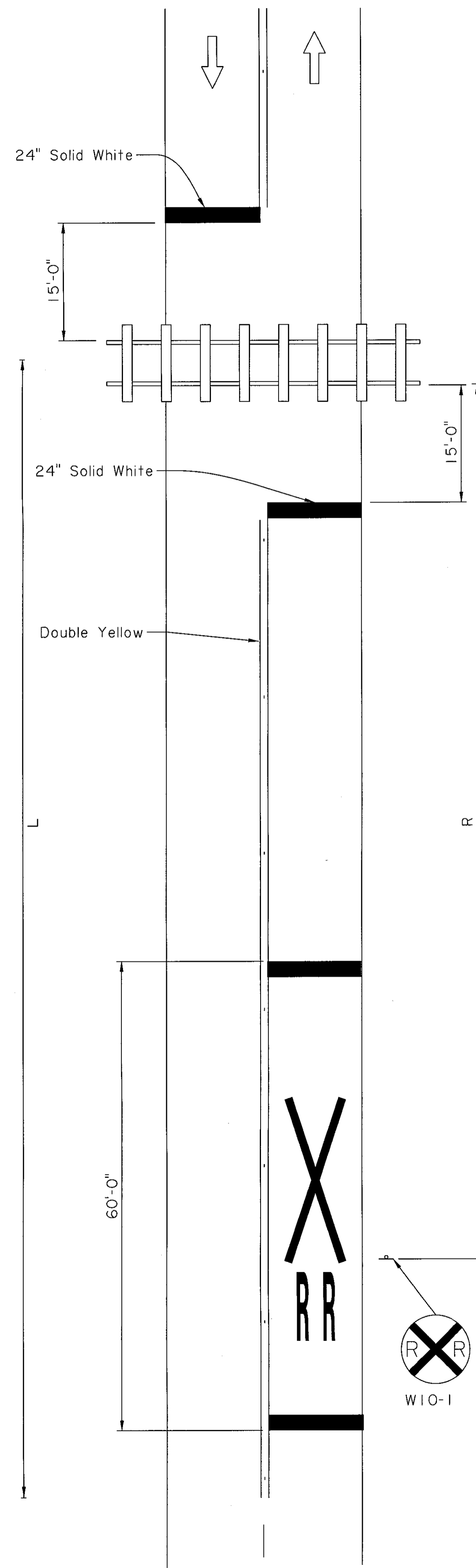
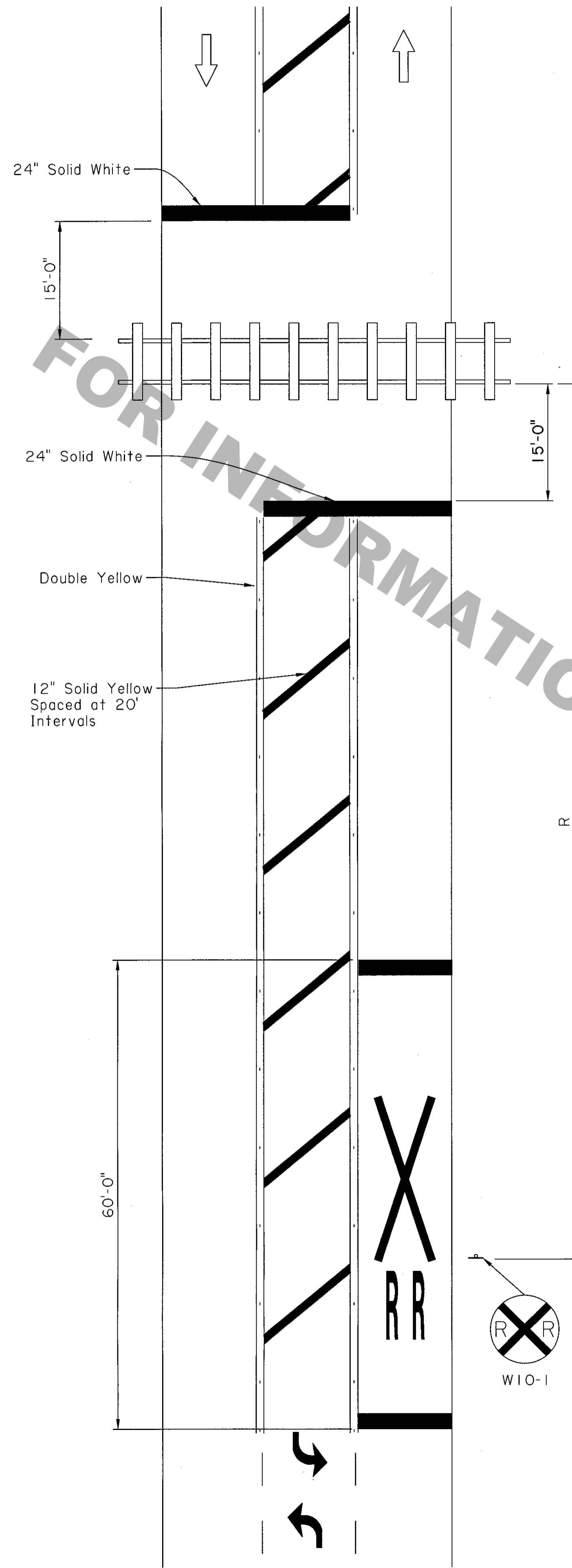



TWO-LANE ROADWAY



THREE-LANE ROADWAY



FOUR-LANE ROADWAY



85th Percentile Speed or Design Speed (mph)	Length of No Passing Zone (L)
25	285'
30	315'
35	335'
40	360'
45	410'
50	460'
≥55	560'

85th Percentile Speed or Posted Speed (mph)	Advanced Placement of Warning Sign (R)
20	100'
25	100'
30	100'
35	100'
40	125'
45	175'
50	250'
55	325'
60	400'
65	475'

- Notes:
- ➔ indicates the direction of travel (not a pavement marker).
  - No Passing Zone is measured from center of tracks.

FOR INFORMATIONAL PURPOSES ONLY

SHEET NUMBER

DESIGNED BY: G. LEBLANC  
CHECKED BY: J. COLVIN

PARISH CONTROL SECTION

DETAILED BY: K. WILLIAMS  
CHECKED BY: G. LEBLANC

STATE PROJECT

SERIES NUMBER

NO. DATE: \_\_\_\_\_  
APPROVED BY: \_\_\_\_\_  
CHIEF ENGINEER

REVISION OR CHANGE ORDER DESCRIPTION

BY: *Tamara P. Williams*  
DATE: 9-18-2017

PM-07  
Railroad Crossing Layout  
PAVEMENT MARKING DETAILS

**DOTD**  
TRAFFIC ENGINEERING